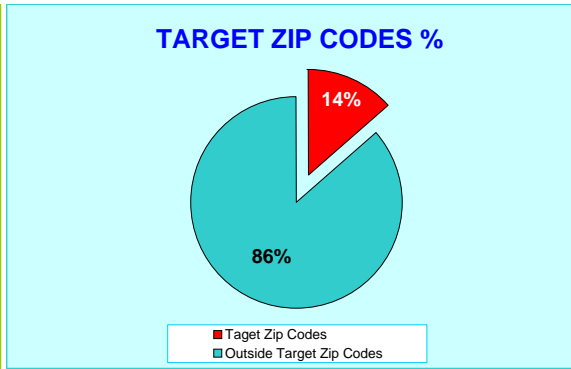
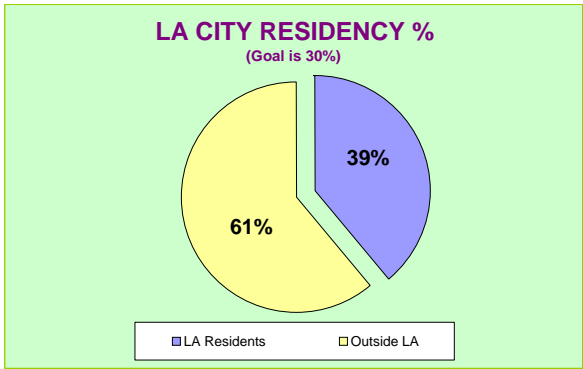
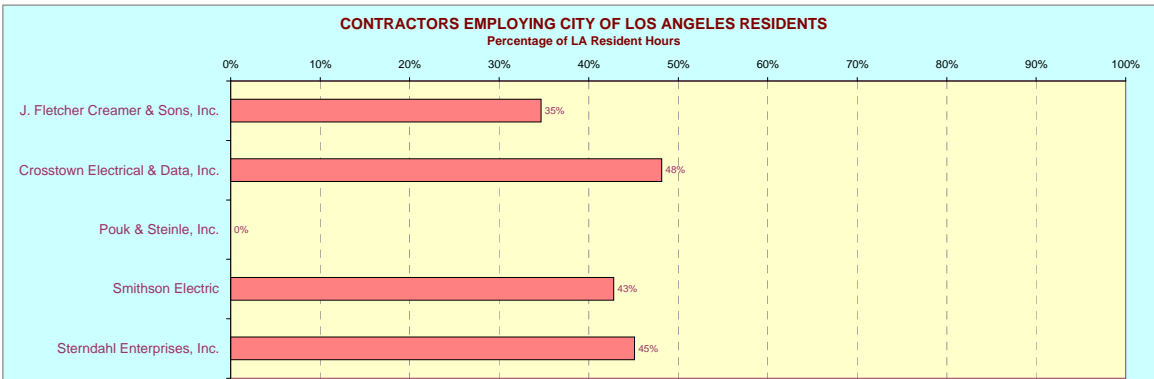


BUREAU OF CONTRACT ADMINISTRATION
RESEDA ATSAC SYSTEM PHASE I
SUMMARY OF LOCAL HIRING @ 97 % PROJECT COMPLETION
(Feb 2009 - Sep 2010)



MONTH	HOURS				HOURS			
	LA Residents	Outside LA	Total	LA Residents %	Target Zip	Outside Target	Total	Target Zip %
Feb-09	40	0	40	100%	0	40	40	0%
Mar-09	797	1,020	1,816	44%	137	1,679	1,816	8%
Apr-09	1,586	2,660	4,246	37%	458	3,788	4,246	11%
May-09	1,903	3,748	5,651	34%	585	5,066	5,651	10%
Jun-09	2,556	4,934	7,490	34%	971	6,519	7,490	13%
Jul-09	2,114	3,750	5,864	36%	1,005	4,859	5,864	17%
Aug-09	1,927	2,162	4,089	47%	871	3,218	4,089	21%
Sep-09	1,646	2,505	4,151	40%	607	3,545	4,151	15%
Oct-09	2,207	2,897	5,104	43%	684	4,420	5,104	13%
Nov-09	2,009	2,719	4,728	42%	533	4,195	4,728	11%
Dec-09	1,614	2,602	4,216	38%	552	3,664	4,216	13%
Jan-10	1,530	2,080	3,610	42%	541	3,070	3,610	15%
Feb-10	1,830	2,982	4,812	38%	691	4,121	4,812	14%
Mar-10	1,434	2,066	3,500	41%	629	2,871	3,500	18%
Apr-10	955	1,427	2,381	40%	303	2,078	2,381	13%
May-10	284	686	970	29%	88	882	970	9%
Jun-10	120	402	522	23%	24	498	522	5%
Jul-10	37	100	137	27%	16	121	137	12%
Aug-10	27	2	29	93%	14	16	29	47%
Sep-10	0	0	12	0%	0	12	12	0%
TO DATE	24,614	38,739	63,365	39%	8,705	54,660	63,365	14%



CONTRACTOR	HOURS				# OF EMPLOYEES			
	LA Residents	Outside LA	Total	LA Residents %	LA Residents	Outside LA	Total	LA Residents %
J. Fletcher Creamer & Sons, Inc.	14,051	26,475	40,526	35%	24	57	81	30%
Crosstown Electrical & Data, Inc.	9,851	10,601	20,452	48%	18	26	44	41%
Pouk & Steinle, Inc.	0	734	734	0%	0	11	11	0%
Smithson Electric	627	838	1,464	43%	3	10	13	23%
Sterndahl Enterprises, Inc.	86	104	190	45%	6	7	13	46%
TOTAL	24,614	38,751	63,365	39%	51	111	162	31%

Data: Certified Payroll Reports