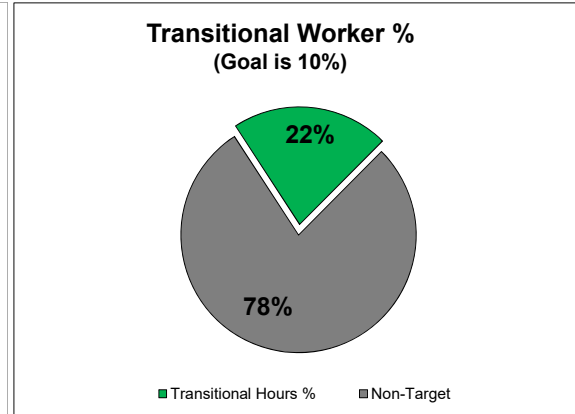
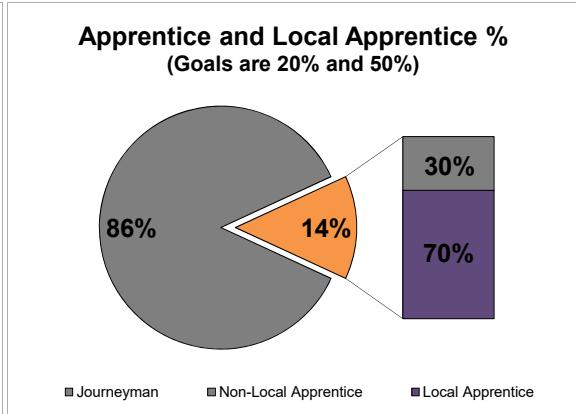
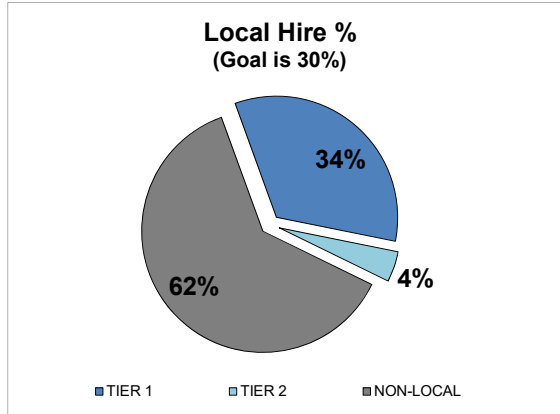


**BUREAU OF CONTRACT ADMINISTRATION
DEPARTMENT OF PUBLIC WORKS, PUBLIC INFRASTRUCTURE STABILIZATION POLICY**

NOS Rehab Unit 1 Van Ness Ave. to Western Ave.

SUMMARY OF LOCAL HIRING @ 72% COMPLETION (Reporting Periods: 10%, 30%, 50%, 70%, 90%)

(February 2018 - December 2018)



MONTH/YEAR	Local Hours					Apprentice Hours					Transitional Hours			
	TIER 1	TIER 2	NON-LOCAL	TOTAL	LOCAL %	LOCAL APPRENTICE	NON-LOCAL APPRENTICE	TOTAL APPRENTICE	LOCAL APPRENTICE %	TOTAL APPRENTICE %	TRANSITIONAL	NON-TARGET	TOTAL	TRANSITIONAL %
February 2018	38	-	78	116	33%	-	-	-	-	0%	16	100	116	14%
March 2018	145	-	372	516	28%	-	58	58	0%	11%	145	372	516	28%
April 2018	162	-	589	751	22%	-	112	112	0%	15%	162	589	751	22%
May 2018	163	-	904	1,066	15%	-	85	85	0%	8%	163	904	1,066	15%
June 2018	401	-	561	962	42%	22	153	175	13%	18%	186	776	962	19%
July 2018	746	16	742	1,503	51%	152	16	168	90%	11%	344	1,159	1,503	23%
August 2018	752	-	1,076	1,828	41%	184	-	184	100%	10%	419	1,409	1,828	23%
September 2018	553	66	982	1,601	39%	172	48	220	78%	14%	278	1,323	1,601	17%
October 2018	434	160	919	1,512	39%	241	42	283	85%	19%	297	1,216	1,512	20%
November 2018	532	120	788	1,440	45%	247	12	259	95%	18%	401	1,039	1,440	28%
December 2018	339	118	889	1,346	34%	179	17	196	91%	15%	273	1,073	1,346	20%
January 2019	219	64	371	654	43%	91	-	91	100%	14%	192	462	654	29%
TO DATE	4,482	544	8,269	13,294	38%	1,287	542	1,829	70%	14%	2,874	10,420	13,294	22%

Data: Certified Payroll Reports

Local: Work hours performed by individuals whose primary residence is within Tier 1 or 2 zip code areas.

Tier 1: 90001, 90002, 90003, 90004, 90005, 90006, 90007, 90008, 90010, 90011, 90012, 90013, 90014, 90015, 90016, 90017, 90018, 90019, 90020, 90021, 90023, 90024, 90026, 90027, 90028, 90029, 90031, 90033, 90037, 90038, 90043, 90044, 90047, 90057, 90058, 90059, 90061, 90062, 90063, 90065, 90089, 90731, 90744, 91331, 91342, 91343, 91401, 91402, 91405, 91406, 91411, 91605, 91606

Tier 2: 90025, 90032, 90034, 90035, 90036, 90039, 90041, 90042, 90045, 90046, 90048, 90064, 90066, 90068, 90230, 90232, 90247, 90248, 90265, 90272, 90305, 90405, 90501, 90502, 90710, 90717, 90745, 90810, 90813, 91040, 91042, 91302, 91303, 91304, 91306, 91311, 91316, 91324, 91325, 91335, 91340, 91344, 91345, 91352, 91356, 91364, 91367, 91403, 91423, 91505, 91601, 91602, 91604, 91607

Transitional: Work hours performed by any individual whose primary place of residence is within the City of Los Angeles and who prior to commencing work on a Project, has been certified as satisfying at least one of the following criteria:

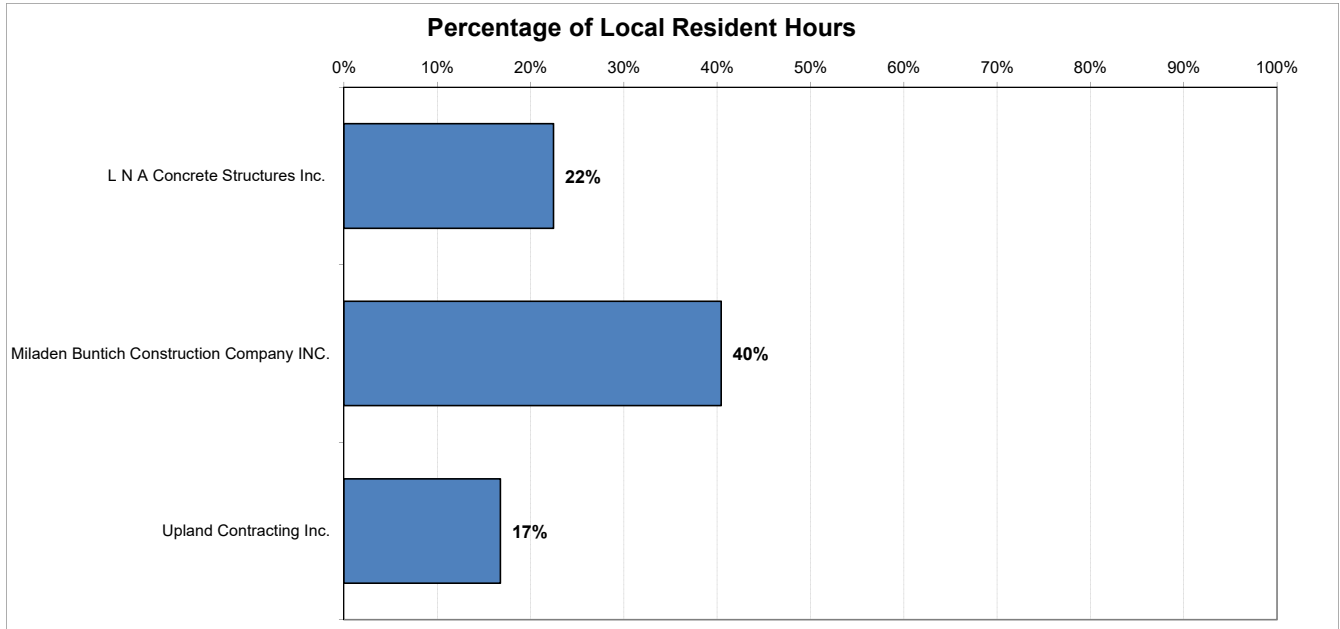
• Criteria (1) having a Veteran status; having a documented history of involvement with the criminal justice system; or being homeless.

• If the Jobs Coordinator or Employer is not able to identify anyone using Criteria (1), Criteria (2) may be used.

• Criteria (2) is an individual facing two of the following barriers to employment: having a household income of less than 50% of the Los Angeles County's median annual household income, receiving public assistance, lacking a GED or high school diploma, being a custodial single parent, suffering from long-term unemployment, being emancipated from the foster care system, or being an apprentice with less than 15% of the apprenticeship hours required to graduate to journey level in a program as described in Section 1.3 of the Project Labor Agreement.

Local Apprentice: Work hours performed by an apprentice who is indentured in a bona fide Labor/Management construction apprenticeship program, registered and approved by the State of California Department of Industrial Relations or Division of Apprenticeship Standards (DAS) and whose primary place of residence is within Tier 1 or 2 zip code areas.

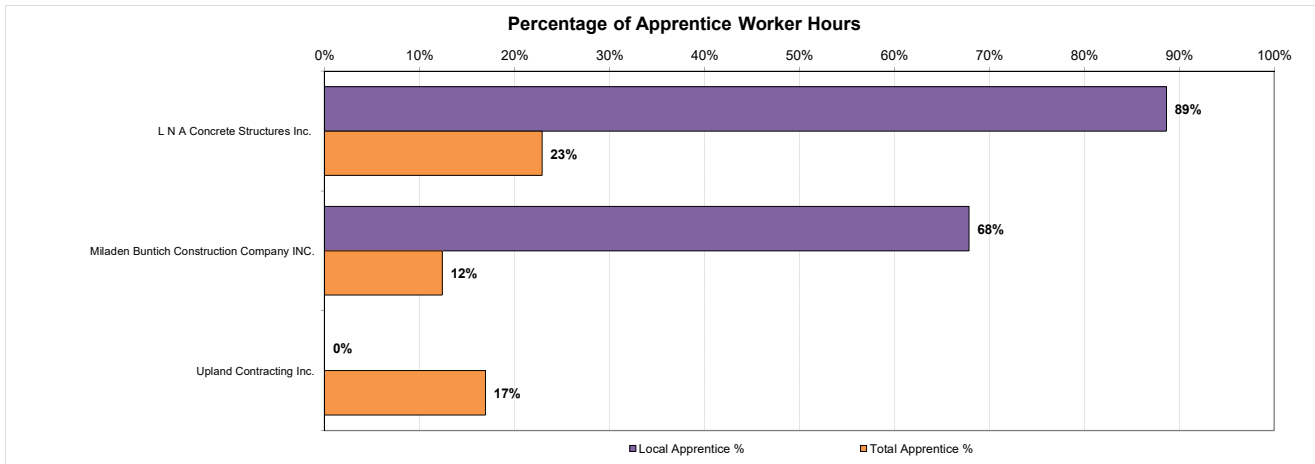
**NOS Rehab Unit 1 Van Ness Ave. to Western Ave.
Contractor Summary for Local Residents
(February 2018 - December 2018)**



CONTRACTOR	HOURS				# OF WORKERS			
	Local	Non-Local	Total	Local %	Local	Non-Local	Total	Local %
L N A Concrete Structures Inc.	359	1,238	1,596	22%	8	22	30	27%
Miladen Buntich Construction Company	4,623	6,810	11,433	40%	7	18	25	28%
Upland Contracting Inc.	45	221	266	17%	3	18	21	14%
TOTALS	5,026	8,269	13,294	38%	18	58	76	24%

Local: Work hours performed by individuals whose primary residence is within Tier 1 or 2 zip code areas.

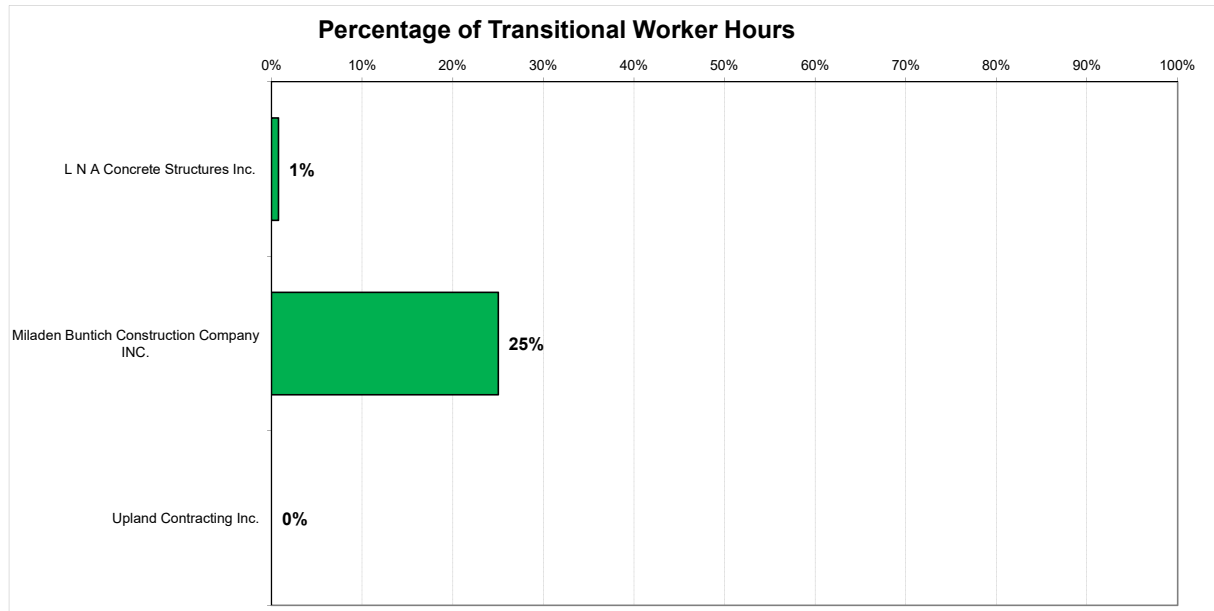
**NOS Rehab Unit 1 Van Ness Ave. to Western Ave.
Contractor Summary for Apprentices
(February 2018 - December 2018)**



CONTRACTOR	HOURS						# OF WORKERS					
	Local Apprentice	Non-Local Apprentice	Total Apprentice	Total Hours	Local Apprentice %	Total Apprentice %	Local Apprentice	Non-Local Apprentice	Total Apprentice	Total Workers	Local Apprentice %	Total Apprentice %
L N A Concrete Structures Inc.	325	42	366	1,596	89%	23%	7	2	9	30	78%	30%
Miladen Buntich Construction Company	963	456	1,418	11,433	68%	12%	1	2	3	25	33%	12%
Upland Contracting Inc.	0	45	45	266	0%	17%	0	4	4	21	0%	19%
TOTALS	1,287	542	1,829	13,294	70%	14%	8	8	16	76	50%	21%

Local Apprentice: Work hours performed by an apprentice who is indentured in a bona fide Labor/Management construction apprenticeship program, registered and approved by the State of California Department of Industrial Relations or Division of Apprenticeship Standards (DAS) and whose primary place of residence is within Tier 1 or 2 zip code areas.

**NOS Rehab Unit 1 Van Ness Ave. to Western Ave.
Contractor Summary for Transitional Workers
(February 2018 - December 2018)**



CONTRACTOR	HOURS				# OF WORKERS			
	Transitional	Non-Target	Total	Transitional %	Transitional	Non-Target	Total	Transitional %
L N A Concrete Structures Inc.	13	1,584	1,596	1%	1	29	30	3%
Miladen Buntich Construction Company I	2,862	8,571	11,433	25%	3	22	25	12%
Upland Contracting Inc.	0	266	266	0%	0	21	21	0%
TOTALS	2,874	10,420	13,294	22%	4	72	76	5%

Transitional: Work hours performed by any individual whose primary place of residence is within the City of Los Angeles and who prior to commencing work on a Project, has been certified as satisfying at least one of the following criteria:

- Criteria (1) having a Veteran status; having a documented history of involvement with the criminal justice system; or being homeless.

If the Jobs Coordinator or Employer is not able to identify anyone using Criteria (1), Criteria (2) may be used.

- Criteria (2) is an individual facing two of the following barriers to employment: having a household income of less than 50% of the Los Angeles County's median annual household income, receiving public assistance, lacking a GED or high school diploma, being a custodial single parent, suffering from long-term unemployment, being emancipated from the foster care system, or being an apprentice with less than 15% of the apprenticeship hours required to graduate to journey level in a program as described in Section 1.3 of the Project Labor Agreement.