# BUREAU OF CONTRACT ADMINISTRATION

## Harbor Replacement Police Station and Jail

### SUMMARY OF LOCAL HIRING @ 100 % PROJECT COMPLETION

**(August 2005 -- April 2009)**

**FINAL REPORT**

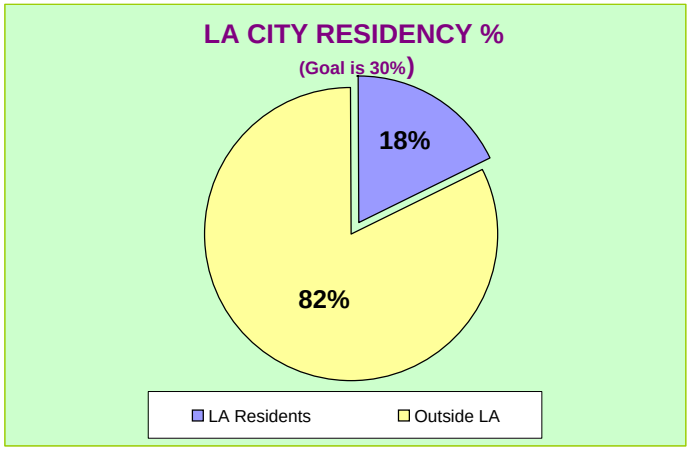


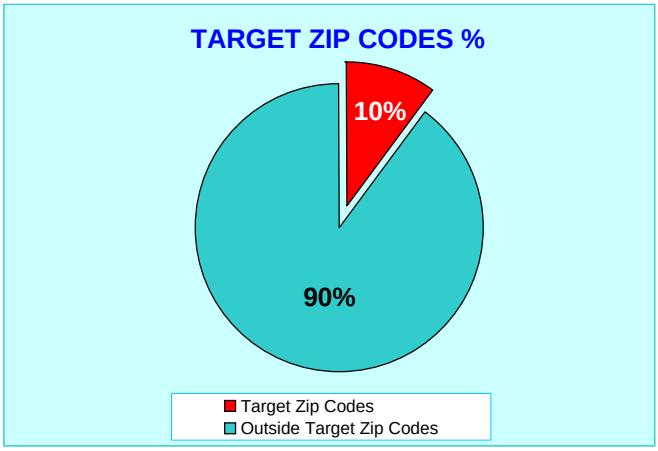


| MONTH | HOURS | | | | HOURS | | | |
|---|---|---|---|---|---|---|---|---|
| | LA Residents | Outside LA | Total | LA Residents % | Target Zip | Outside Target | Total | Target Zip % |
| Aug-05 | 10 | 41 | 51 | 20% | 10 | 41 | 51 | 20% |
| Sep-05 | 648 | 630 | 1278 | 51% | 648 | 630 | 1278 | 51% |
| Oct-05 | 40 | 91 | 131 | 31% | 16 | 115 | 131 | 12% |
| Nov-05 | 285 | 518 | 803 | 36% | 240 | 563 | 803 | 30% |
| Dec-05 | 409 | 1,407 | 1816 | 23% | 70 | 1,746 | 1816 | 4% |
| Jan-06 | 151 | 927 | 1078 | 14% | 145 | 933 | 1078 | 13% |
| Feb-06 | 237 | 1,503 | 1740 | 14% | 155 | 1,585 | 1740 | 9% |
| Mar-06 | 475 | 2,164 | 2639 | 18% | 233 | 2,406 | 2639 | 9% |
| Apr-06 | 599 | 2,968 | 3566 | 17% | 311 | 3,255 | 3566 | 9% |
| May-06 | 535 | 3,094 | 3629 | 15% | 312 | 3,317 | 3629 | 9% |
| Jun-06 | 513 | 3,293 | 3806 | 13% | 194 | 3,612 | 3806 | 5% |
| Jul-06 | 481 | 5,889 | 6370 | 8% | 208 | 6,162 | 6370 | 3% |
| Aug-06 | 449 | 4,975 | 5425 | 8% | 56 | 5,368 | 5425 | 1% |
| Sep-06 | 539 | 5,171 | 5710 | 9% | 176 | 5,534 | 5710 | 3% |
| Oct-06 | 894 | 7,271 | 8165 | 11% | 362 | 7,803 | 8165 | 4% |
| Nov-06 | 681 | 6,576 | 7257 | 9% | 235 | 7,022 | 7257 | 3% |
| Dec-06 | 691 | 8,964 | 9655 | 7% | 297 | 9,359 | 9655 | 3% |
| Jan-07 | 417 | 6,129 | 6546 | 6% | 241 | 6,305 | 6546 | 4% |
| Feb-07 | 1,019 | 6,717 | 7736 | 13% | 339 | 7,398 | 7736 | 4% |
| Mar-07 | 1,310 | 6,823 | 8132 | 16% | 729 | 7,404 | 8132 | 9% |
| Apr-07 | 1,913 | 10,745 | 12658 | 15% | 896 | 11,762 | 12658 | 7% |
| May-07 | 1,549 | 7,568 | 9116 | 17% | 673 | 8,443 | 9116 | 7% |
| Jun-07 | 1,341 | 7,976 | 9316 | 14% | 839 | 8,478 | 9316 | 9% |
| Jul-07 | 2,513 | 11,564 | 14077 | 18% | 1,303 | 12,774 | 14077 | 9% |
| Aug-07 | 2,733 | 9,695 | 12427 | 22% | 1,660 | 10,768 | 12427 | 13% |
| Sep-07 | 3,860 | 11,027 | 14887 | 26% | 2,359 | 12,528 | 14887 | 16% |
| Oct-07 | 2,538 | 8,861 | 11398 | 22% | 1,716 | 9,683 | 11398 | 15% |
| Nov-07 | 2,657 | 7,982 | 10639 | 25% | 1,775 | 8,864 | 10639 | 17% |
| Dec-07 | 3,701 | 9,085 | 12785 | 29% | 2,436 | 10,349 | 12785 | 19% |
| Jan-08 | 2,442 | 5,934 | 8376 | 29% | 1,299 | 7,078 | 8376 | 16% |
| Feb-08 | 2,299 | 8,657 | 10956 | 21% | 1,292 | 9,664 | 10956 | 12% |
| Mar-08 | 1,648 | 8,621 | 10269 | 16% | 884 | 9,385 | 10269 | 9% |
| Apr-08 | 858 | 3,271 | 4128 | 21% | 440 | 3,688 | 4128 | 11% |
| May-08 | 796 | 3,005 | 3801 | 21% | 610 | 3,191 | 3801 | 16% |
| Jun-08 | 378 | 2,593 | 2970 | 13% | 234 | 2,737 | 2970 | 8% |
| Jul-08 | 247 | 1,114 | 1361 | 18% | 130 | 1,231 | 1361 | 10% |
| Aug-08 | 290 | 1,212 | 1502 | 19% | 200 | 1,302 | 1502 | 13% |
| Sep-08 | 343 | 872 | 1215 | 28% | 335 | 880 | 1215 | 28% |
| Oct-08 | 3 | 434 | 437 | 1% | 3 | 434 | 437 | 1% |
| Nov-08 | 176 | 629 | 805 | 22% | 176 | 629 | 805 | 22% |
| Dec-08 | 148 | 626 | 774 | 19% | 136 | 638 | 774 | 18% |
| Jan-09 | 53 | 228 | 280 | 19% | 48 | 232 | 280 | 17% |

# BUREAU OF CONTRACT ADMINISTRATION

## Harbor Replacement Police Station and Jail

### SUMMARY OF LOCAL HIRING @ 100 % PROJECT COMPLETION

**(August 2005 -- April 2009)**

**FINAL REPORT**

| | | | | | | | | |
|---|---|---|---|---|---|---|---|---|
| Feb-09 | 4 | 52 | 56 | 7% | 4 | 52 | 56 | 7% |
| Mar-09 | 0 | 24 | 24 | 0% | 0 | 24 | 24 | 0% |
| Apr-09 | 0 | 4 | 4 | 0% | 0 | 4 | 4 | 0% |
| **TO DATE** | 42,867 | 196,921 | **239,788** | **18%** | 24,421 | 215,367 | **239,788** | **10%** |

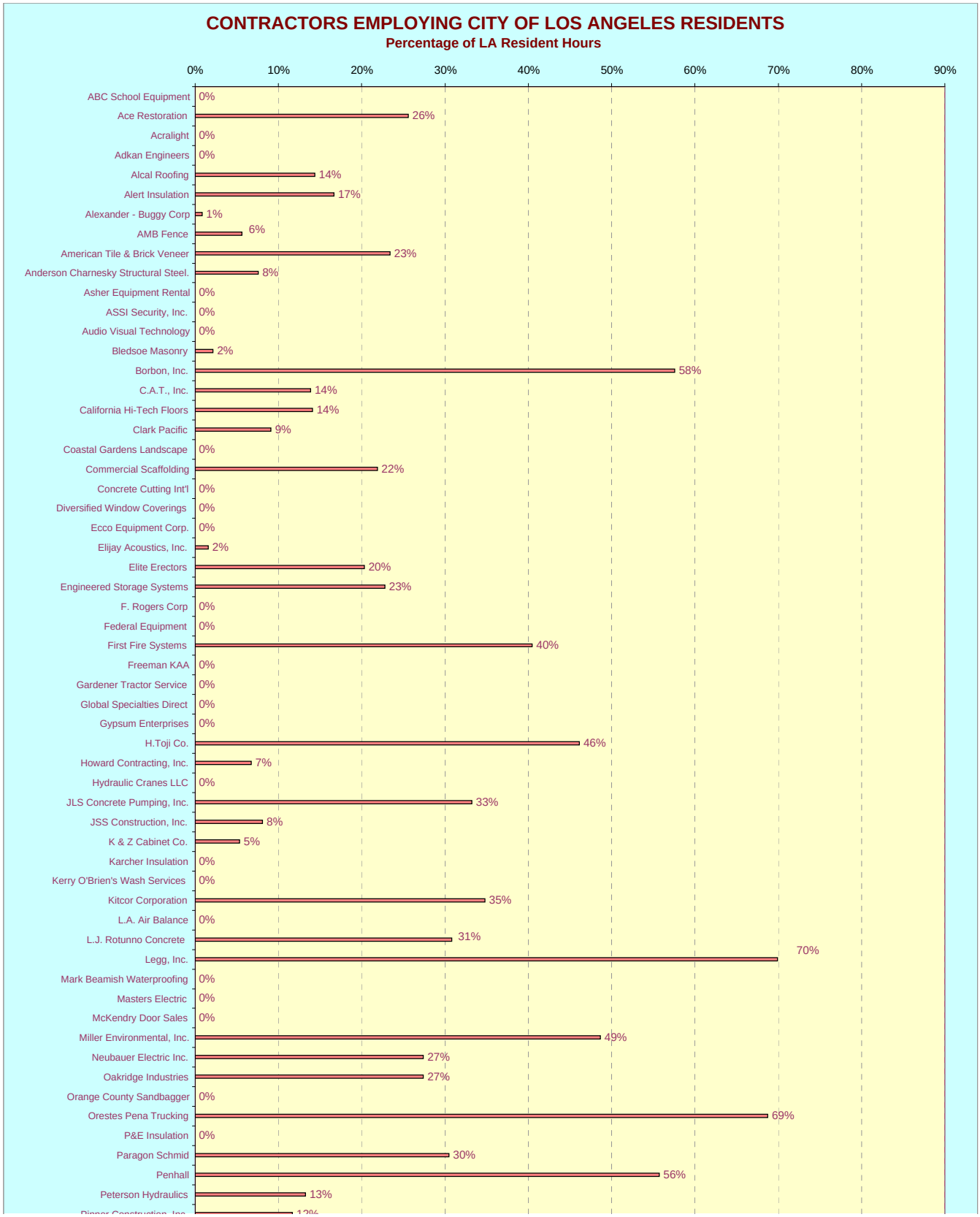

# BUREAU OF CONTRACT ADMINISTRATION

## Harbor Replacement Police Station and Jail

### SUMMARY OF LOCAL HIRING @ 100 % PROJECT COMPLETION

**(August 2005 -- April 2009)**

**FINAL REPORT**

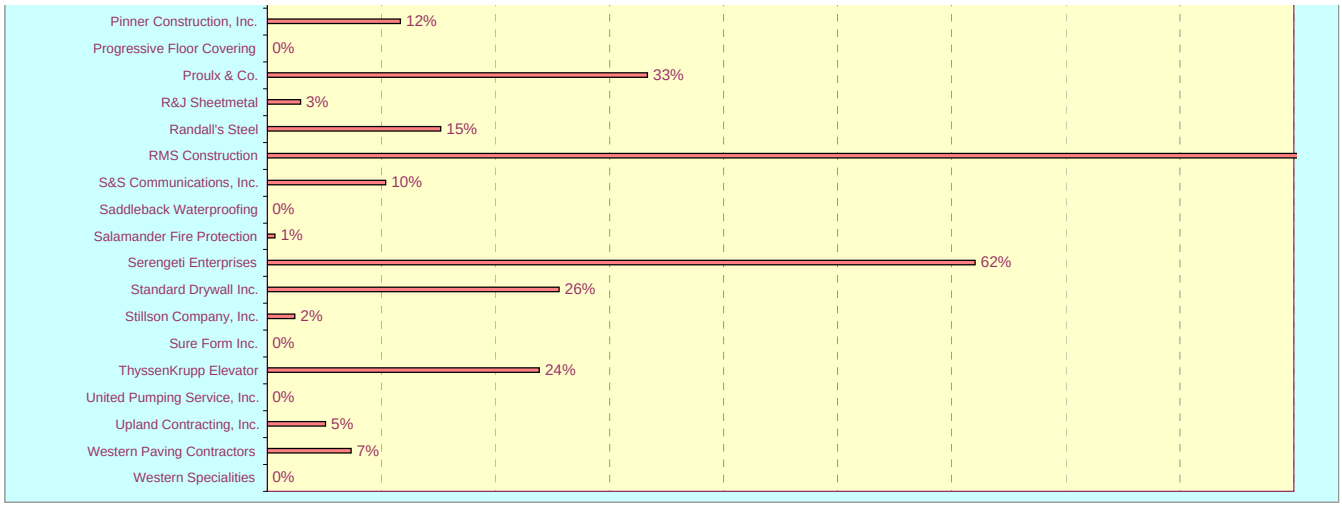


| CONTRACTOR | HOURS | | | | # OF EMPLOYEES | | | |
|---|---|---|---|---|---|---|---|---|
| | LA Residents | Outside LA | Total | LA Residents % | LA Residents | Outside LA | Total | LA Residents % |
| ABC School Equipment | 0 | 16 | 16 | 0% | 0 | 2 | 2 | 0% |
| Ace Restoration | 32 | 93 | 125 | 26% | 1 | 5 | 6 | 17% |
| Acralight | 0 | 148 | 148 | 0% | 0 | 4 | 4 | 0% |
| Adkan Engineers | 0 | 307 | 307 | 0% | 0 | 17 | 17 | 0% |
| Alcal Roofing | 213 | 1,266 | 1,479 | 14% | 6 | 23 | 29 | 21% |
| Alert Insulation | 65 | 325 | 390 | 17% | 2 | 11 | 13 | 15% |
| Alexander - Buggy Corp | 5 | 583 | 588 | 1% | 1 | 13 | 14 | 7% |
| AMB Fence | 112 | 1,877 | 1,989 | 6% | 2 | 15 | 17 | 12% |
| American Tile & Brick Veneer | 746 | 2,440 | 3,186 | 23% | 2 | 9 | 11 | 18% |
| Anderson Charnesky Structural Steel. | 650 | 7,941 | 8,591 | 8% | 4 | 42 | 46 | 9% |
| Asher Equipment Rental | 0 | 140 | 140 | 0% | 0 | 1 | 1 | 0% |
| ASSI Security, Inc. | 0 | 2,402 | 2,402 | 0% | 0 | 9 | 9 | 0% |
| Audio Visual Technology | 0 | 3 | 3 | 0% | 0 | 1 | 1 | 0% |
| Bledsoe Masonry | 345 | 15,816 | 16,161 | 2% | 4 | 51 | 55 | 7% |
| Borbon, Inc. | 2,911 | 2,147 | 5,057 | 58% | 33 | 18 | 51 | 65% |
| C.A.T., Inc. | 2,143 | 13,315 | 15,458 | 14% | 4 | 25 | 29 | 14% |
| California Hi-Tech Floors | 190 | 1,157 | 1,346 | 14% | 6 | 38 | 44 | 14% |
| Clark Pacific | 155 | 1,555 | 1,710 | 9% | 1 | 16 | 17 | 6% |
| Coastal Gardens Landscape | 0 | 531 | 531 | 0% | 0 | 3 | 3 | 0% |
| Commercial Scaffolding | 162 | 578 | 740 | 22% | 13 | 27 | 40 | 33% |
| Concrete Cutting Int'l | 0 | 2 | 2 | 0% | 0 | 1 | 1 | 0% |
| Diversified Window Coverings | 0 | 18 | 18 | 0% | 0 | 2 | 2 | 0% |
| Ecco Equipment Corp. | 0 | 37 | 37 | 0% | 0 | 1 | 1 | 0% |
| Elijay Acoustics, Inc. | 48 | 2,999 | 3,047 | 2% | 2 | 23 | 25 | 8% |
| Elite Erectors | 508 | 1,990 | 2,498 | 20% | 1 | 6 | 7 | 14% |
| Engineered Storage Systems | 70 | 237 | 307 | 23% | 2 | 6 | 8 | 25% |
| F. Rogers Corp | 0 | 486 | 486 | 0% | 0 | 9 | 9 | 0% |
| Federal Equipment | 0 | 200 | 200 | 0% | 0 | 4 | 4 | 0% |
| First Fire Systems | 1,332 | 1,961 | 3,293 | 40% | 13 | 14 | 27 | 48% |
| Freeman KAA | 0 | 126 | 126 | 0% | 0 | 3 | 3 | 0% |
| Gardener Tractor Service | 0 | 24 | 24 | 0% | 0 | 1 | 1 | 0% |
| Global Specialties Direct | 0 | 148 | 148 | 0% | 0 | 3 | 3 | 0% |
| Gypsum Enterprises | 0 | 488 | 488 | 0% | 0 | 16 | 16 | 0% |
| H.Toji Co. | 28 | 33 | 61 | 46% | 2 | 2 | 4 | 50% |
| Howard Contracting, Inc. | 206 | 2,862 | 3,068 | 7% | 5 | 25 | 30 | 17% |
| Hydraulic Cranes LLC | 0 | 4 | 4 | 0% | 0 | 1 | 1 | 0% |
| JLS Concrete Pumping, Inc. | 174 | 350 | 525 | 33% | 11 | 21 | 32 | 34% |
| JSS Construction, Inc. | 136 | 1,545 | 1,681 | 8% | 4 | 27 | 31 | 13% |
| K & Z Cabinet Co. | 24 | 426 | 450 | 5% | 1 | 7 | 8 | 13% |
| Karcher Insulation | 0 | 56 | 56 | 0% | 0 | 3 | 3 | 0% |

# BUREAU OF CONTRACT ADMINISTRATION

## Harbor Replacement Police Station and Jail

### SUMMARY OF LOCAL HIRING @ 100 % PROJECT COMPLETION

**(August 2005 -- April 2009)**

**FINAL REPORT**

| | | | | | | | | |
|---|---|---|---|---|---|---|---|---|
| Kerry O'Brien's Wash Services | 0 | 130 | 130 | 0% | 0 | 2 | 2 | 0% |
| Kitcor Corporation | 8 | 15 | 23 | 35% | 1 | 3 | 4 | 25% |
| L.A. Air Balance | 0 | 309 | 309 | 0% | 0 | 6 | 6 | 0% |
| L.J. Rotunno Concrete | 4,572 | 10,271 | 14,843 | 31% | 18 | 66 | 84 | 21% |
| Legg, Inc. | 1,462 | 630 | 2,092 | 70% | 3 | 3 | 6 | 50% |
| Mark Beamish Waterproofing | 0 | 252 | 252 | 0% | 0 | 13 | 13 | 0% |
| Masters Electric | 0 | 938 | 938 | 0% | 0 | 17 | 17 | 0% |
| McKendry Door Sales | 0 | 47 | 47 | 0% | 0 | 2 | 2 | 0% |
| Miller Environmental, Inc. | 1,041 | 1,100 | 2,141 | 49% | 22 | 26 | 48 | 46% |
| Neubauer Electric Inc. | 9,610 | 25,520 | 35,130 | 27% | 13 | 29 | 42 | 31% |
| Oakridge Industries | 31 | 81 | 112 | 27% | 2 | 3 | 5 | 40% |
| Orange County Sandbagger | 0 | 44 | 44 | 0% | 0 | 5 | 5 | 0% |
| Orestes Pena Trucking | 412 | 188 | 600 | 69% | 15 | 10 | 25 | 60% |
| P&E Insulation | 0 | 555 | 555 | 0% | 0 | 13 | 13 | 0% |
| Paragon Schmid | 785 | 1,792 | 2,577 | 30% | 3 | 15 | 18 | 17% |
| Penhall | 73 | 58 | 131 | 56% | 4 | 3 | 7 | 57% |
| Peterson Hydraulics | 413 | 2,709 | 3,122 | 13% | 10 | 13 | 23 | 43% |
| Pinner Construction, Inc. | 4,644 | 35,218 | 39,861 | 12% | 18 | 53 | 71 | 25% |
| Progressive Floor Covering | 0 | 1,002 | 1,002 | 0% | 0 | 15 | 15 | 0% |
| Proulx & Co. | 6 | 12 | 18 | 33% | 1 | 2 | 3 | 33% |
| R&J Sheetmetal | 72 | 2,359 | 2,430 | 3% | 1 | 15 | 16 | 6% |
| Randall's Steel | 43 | 237 | 279 | 15% | 1 | 11 | 12 | 8% |
| RMS Construction | 752 | 0 | 752 | 100% | 1 | 0 | 1 | 100% |
| S&S Communications, Inc. | 44 | 381 | 425 | 10% | 1 | 10 | 11 | 9% |
| Saddleback Waterproofing | 0 | 24 | 24 | 0% | 0 | 1 | 1 | 0% |
| Salamander Fire Protection | 28 | 4,227 | 4,255 | 1% | 1 | 14 | 15 | 7% |
| Serengeti Enterprises | 36 | 22 | 58 | 62% | 3 | 1 | 4 | 75% |
| Standard Drywall Inc. | 7,799 | 22,688 | 30,487 | 26% | 22 | 124 | 146 | 15% |
| Stillson Company, Inc. | 312 | 12,500 | 12,812 | 2% | 6 | 13 | 19 | 32% |
| Sure Form Inc. | 0 | 112 | 112 | 0% | 0 | 6 | 6 | 0% |
| ThyssenKrupp Elevator | 119 | 380 | 498 | 24% | 1 | 17 | 18 | 6% |
| United Pumping Service, Inc. | 0 | 21 | 21 | 0% | 0 | 2 | 2 | 0% |
| Upland Contracting, Inc. | 310 | 5,733 | 6,043 | 5% | 3 | 52 | 55 | 5% |
| Western Paving Contractors | 46 | 572 | 618 | 7% | 2 | 26 | 28 | 7% |
| Western Specialities | 0 | 169 | 169 | 0% | 0 | 4 | 4 | 0% |
| | **42,867** | **196,921** | **239,788** | **18%** | **272** | **1100** | **1372** | **20%** |

Data: Certified Payroll Reports