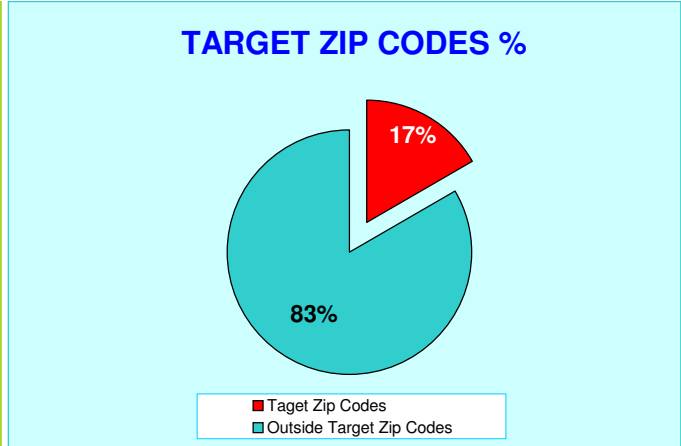
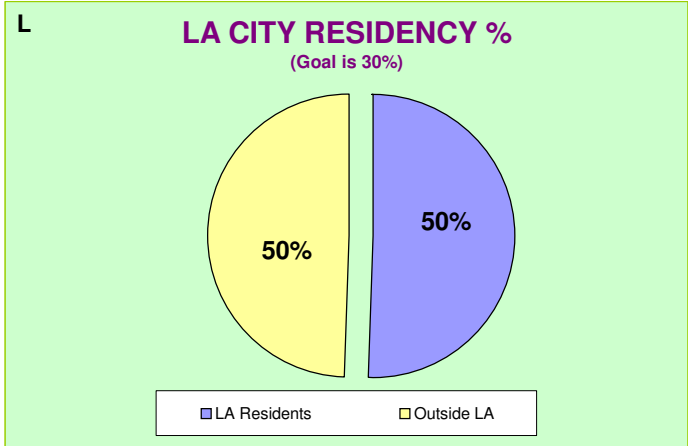
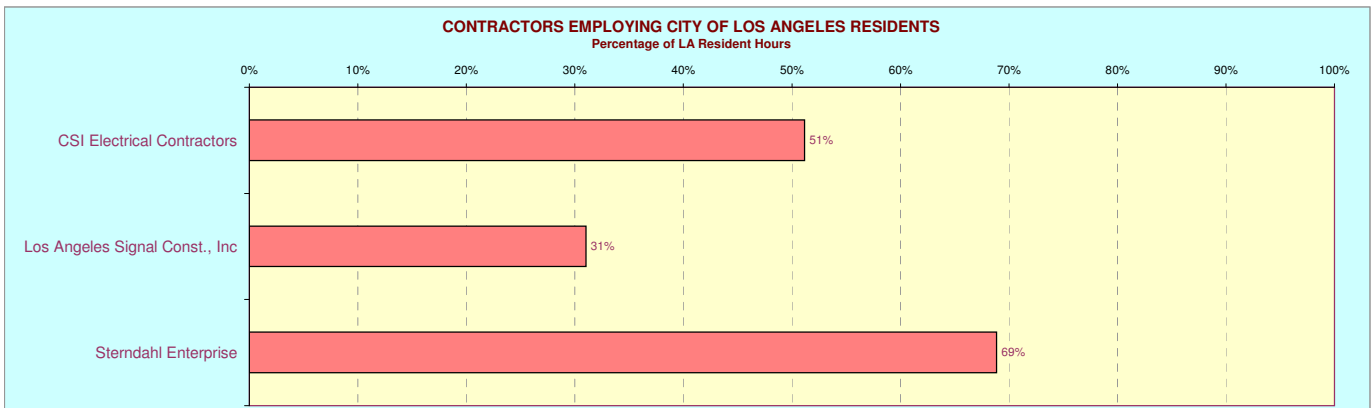


**BUREAU OF CONTRACT ADMINISTRATION**  
**ATSAC COASTAL / WEST LA TRANSPORTATION IMPROVEMENT**  
**SUMMARY OF LOCAL HIRING @ 100 % PROJECT COMPLETION**  
**Final Report**



MONTH	HOURS				HOURS			
	LA Residents	Outside LA	Total	LA Residents %	Target Zip	Outside Target	Total	Target Zip %
Sep-09	0	21	21	0%	0	21	21	0%
Oct-09	0	104	104	0%	0	104	104	0%
Nov-09	376	254	630	60%	144	486	630	23%
Dec-09	689	654	1,343	51%	240	1,103	1,343	18%
Jan-10	434	188	622	70%	136	486	622	22%
Feb-10	462	498	960	48%	136	824	960	14%
Mar-10	934	1,216	2,150	43%	268	1,882	2,150	12%
Apr-10	1,052	1,285	2,337	45%	373	1,964	2,337	16%
May-10	778	784	1,562	50%	252	1,310	1,562	16%
Jun-10	456	317	773	59%	122	651	773	16%
Jul-10	276	39	315	88%	132	183	315	42%
<b>TO DATE</b>	<b>5,457</b>	<b>5,360</b>	<b>10,817</b>	<b>50%</b>	<b>1,803</b>	<b>9,014</b>	<b>10,817</b>	<b>17%</b>



CONTRACTOR	HOURS				# OF EMPLOYEES			
	LA Residents	Outside LA	Total	LA Residents %	LA Residents	Outside LA	Total	LA Residents %
<b>CSI Electrical Contractors</b>	5,311	5,072	10,383	51%	8	18	26	31%
<b>Los Angeles Signal Const., Inc</b>	125	278	403	31%	4	11	15	27%
<b>Sterndahl Enterprise</b>	21	10	31	69%	2	1	3	67%
	<b>5,457</b>	<b>5,360</b>	<b>10,817</b>	<b>50%</b>	<b>14</b>	<b>30</b>	<b>44</b>	<b>32%</b>

Data: Certified Payroll Reports