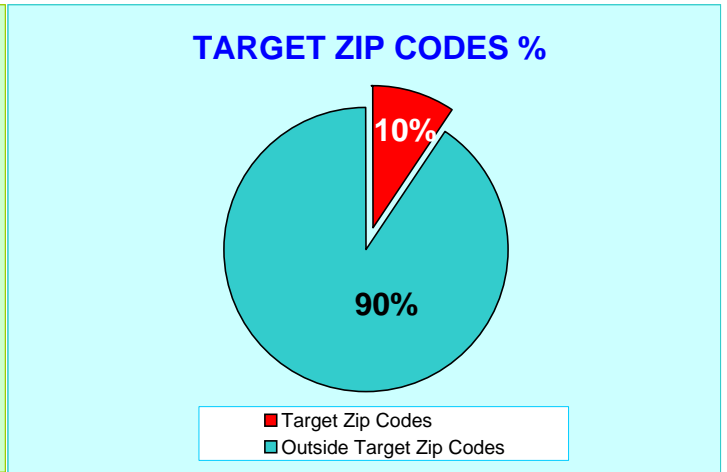
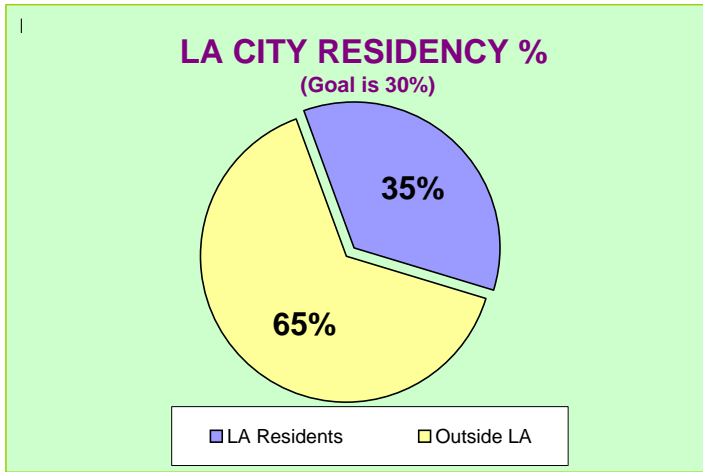


BUREAU OF CONTRACT ADMINISTRATION

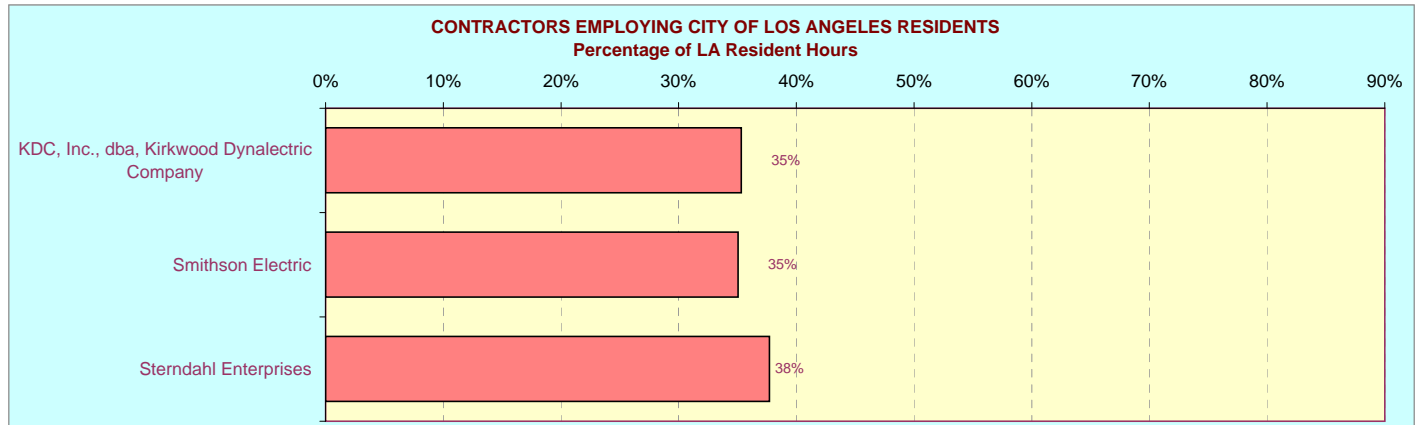
Reseda ATSAC System Phase 2

SUMMARY OF LOCAL HIRING @ 100% COMPLETION

(SEP 10 -- NOV 11)



MONTH/YEAR	HOURS				HOURS			
	LA Residents	Outside LA	Total	LA Residents %	Target	Non-Target Zip	Total	Target Zip %
Jul-10	160	154	314	51%	0	314	314	0%
Aug - 10	1,309	1,925	3,234	40%	203	3,031	3,234	6%
Sep - 10	1,513	2,803	4,316	35%	232	4,085	4,316	5%
Oct - 10	1,247	2,007	3,254	38%	282	2,972	3,254	9%
Nov - 10	1,304	2,534	3,838	34%	392	3,446	3,838	10%
Dec - 10	1,558	2,823	4,381	36%	523	3,858	4,381	12%
Jan - 11	1,840	3,326	5,166	36%	627	4,539	5,166	12%
Feb - 11	1,434	2,637	4,071	35%	417	3,654	4,071	10%
Mar -11	1,497	2,915	4,412	34%	548	3,864	4,412	12%
Apr -11	1,054	1,979	3,033	35%	324	2,709	3,033	11%
May - 11	222	809	1,031	22%	23	1,008	1,031	2%
June - 11	136	408	544	25%	16	528	544	3%
Jul - 11	32	72	104	31%	0	104	104	0%
Aug - 11	112	184	296	38%	48	248	296	16%
TO DATE	13,418	24,575	37,993	35%	3,635	34,358	37,993	10%



CONTRACTOR	HOURS				# OF EMPLOYEES			
	LA Residents	Outside LA	Total	LA Residents %	LA Residents	Outside LA	Total	LA Residents %
KDC, Inc., dba, Kirkwood Dynalectric Company	13,005	23,818	36,823	35%	17	37	54	31%
Smithson Electric	367	681	1,048	35%	2	9	11	18%
Sterndahl Enterprises	46	76	122	38%	3	9	12	25%
Total	13,418	24,575	37,993	35%	22	55	77	29%

Data: Certified Payroll Reports