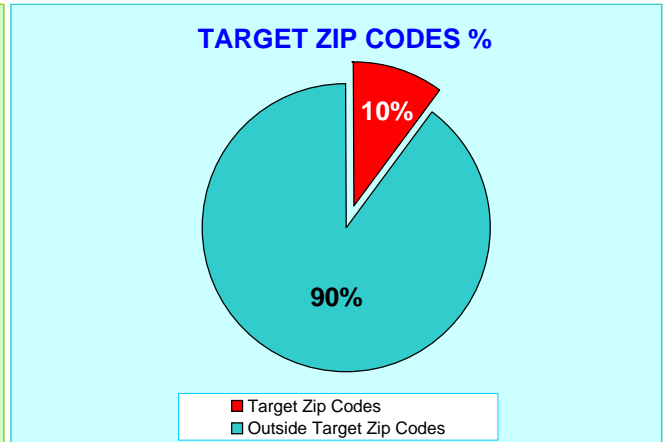
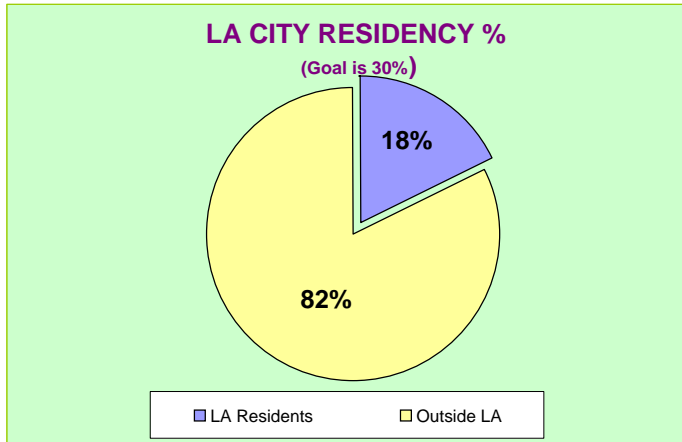


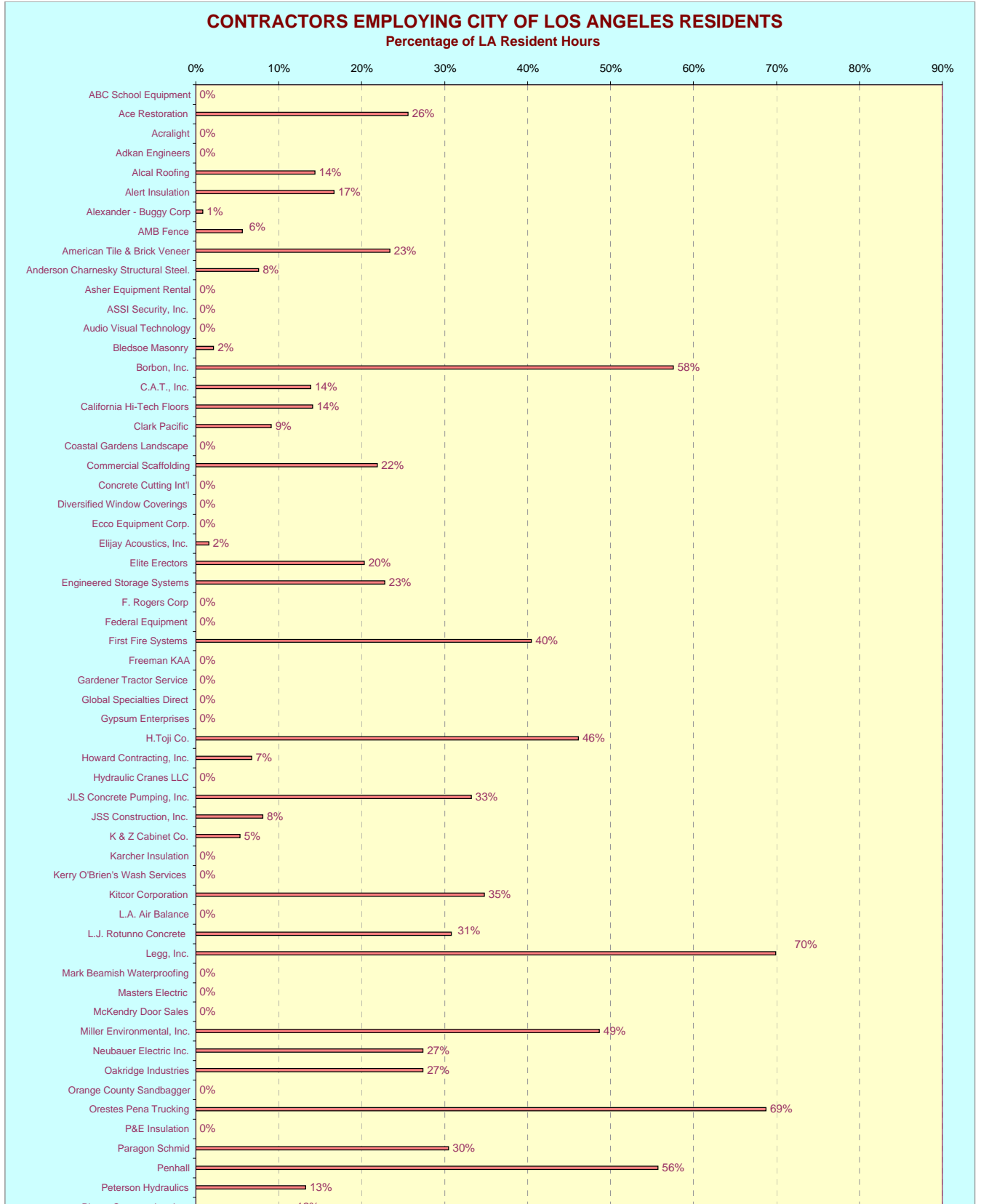
BUREAU OF CONTRACT ADMINISTRATION
Harbor Replacement Police Station and Jail
SUMMARY OF LOCAL HIRING @ 100 % PROJECT COMPLETION
(August 2005 -- April 2009)
FINAL REPORT



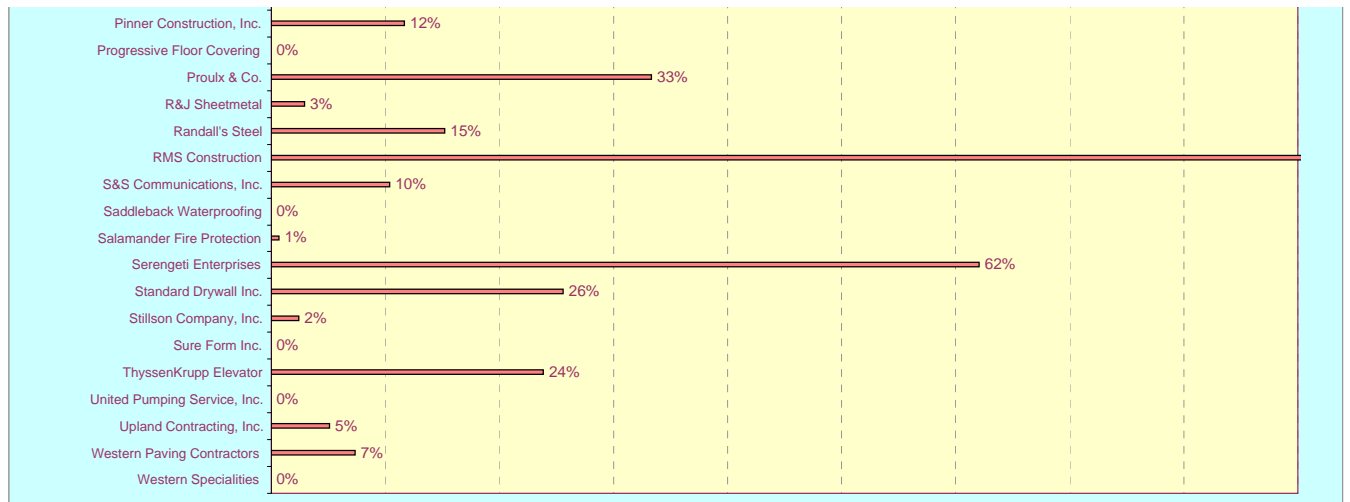
MONTH	HOURS				HOURS			
	LA Residents	Outside LA	Total	LA Residents %	Target Zip	Outside Target	Total	Target Zip %
Aug-05	10	41	51	20%	10	41	51	20%
Sep-05	648	630	1278	51%	648	630	1278	51%
Oct-05	40	91	131	31%	16	115	131	12%
Nov-05	285	518	803	36%	240	563	803	30%
Dec-05	409	1,407	1816	23%	70	1,746	1816	4%
Jan-06	151	927	1078	14%	145	933	1078	13%
Feb-06	237	1,503	1740	14%	155	1,585	1740	9%
Mar-06	475	2,164	2639	18%	233	2,406	2639	9%
Apr-06	599	2,968	3566	17%	311	3,255	3566	9%
May-06	535	3,094	3629	15%	312	3,317	3629	9%
Jun-06	513	3,293	3806	13%	194	3,612	3806	5%
Jul-06	481	5,889	6370	8%	208	6,162	6370	3%
Aug-06	449	4,975	5425	8%	56	5,368	5425	1%
Sep-06	539	5,171	5710	9%	176	5,534	5710	3%
Oct-06	894	7,271	8165	11%	362	7,803	8165	4%
Nov-06	681	6,576	7257	9%	235	7,022	7257	3%
Dec-06	691	8,964	9655	7%	297	9,359	9655	3%
Jan-07	417	6,129	6546	6%	241	6,305	6546	4%
Feb-07	1,019	6,717	7736	13%	339	7,398	7736	4%
Mar-07	1,310	6,823	8132	16%	729	7,404	8132	9%
Apr-07	1,913	10,745	12658	15%	896	11,762	12658	7%
May-07	1,549	7,568	9116	17%	673	8,443	9116	7%
Jun-07	1,341	7,976	9316	14%	839	8,478	9316	9%
Jul-07	2,513	11,564	14077	18%	1,303	12,774	14077	9%
Aug-07	2,733	9,695	12427	22%	1,660	10,768	12427	13%
Sep-07	3,860	11,027	14887	26%	2,359	12,528	14887	16%
Oct-07	2,538	8,861	11398	22%	1,716	9,683	11398	15%
Nov-07	2,657	7,982	10639	25%	1,775	8,864	10639	17%
Dec-07	3,701	9,085	12785	29%	2,436	10,349	12785	19%
Jan-08	2,442	5,934	8376	29%	1,299	7,078	8376	16%
Feb-08	2,299	8,657	10956	21%	1,292	9,664	10956	12%
Mar-08	1,648	8,621	10269	16%	884	9,385	10269	9%
Apr-08	858	3,271	4128	21%	440	3,688	4128	11%
May-08	796	3,005	3801	21%	610	3,191	3801	16%
Jun-08	378	2,593	2970	13%	234	2,737	2970	8%
Jul-08	247	1,114	1361	18%	130	1,231	1361	10%
Aug-08	290	1,212	1502	19%	200	1,302	1502	13%
Sep-08	343	872	1215	28%	335	880	1215	28%
Oct-08	3	434	437	1%	3	434	437	1%
Nov-08	176	629	805	22%	176	629	805	22%
Dec-08	148	626	774	19%	136	638	774	18%
Jan-09	53	228	280	19%	48	232	280	17%

BUREAU OF CONTRACT ADMINISTRATION
Harbor Replacement Police Station and Jail
SUMMARY OF LOCAL HIRING @ 100 % PROJECT COMPLETION
(August 2005 -- April 2009)
FINAL REPORT

Feb-09	4	52	56	7%	4	52	56	7%
Mar-09	0	24	24	0%	0	24	24	0%
Apr-09	0	4	4	0%	0	4	4	0%
TO DATE	42,867	196,921	239,788	18%	24,421	215,367	239,788	10%



BUREAU OF CONTRACT ADMINISTRATION
Harbor Replacement Police Station and Jail
SUMMARY OF LOCAL HIRING @ 100 % PROJECT COMPLETION
(August 2005 -- April 2009)
FINAL REPORT



CONTRACTOR	HOURS				# OF EMPLOYEES			
	LA Residents	Outside LA	Total	LA Residents %	LA Residents	Outside LA	Total	LA Residents %
ABC School Equipment	0	16	16	0%	0	2	2	0%
Ace Restoration	32	93	125	26%	1	5	6	17%
Acralight	0	148	148	0%	0	4	4	0%
Adkan Engineers	0	307	307	0%	0	17	17	0%
Alcal Roofing	213	1,266	1,479	14%	6	23	29	21%
Alert Insulation	65	325	390	17%	2	11	13	15%
Alexander - Buggy Corp	5	583	588	1%	1	13	14	7%
AMB Fence	112	1,877	1,989	6%	2	15	17	12%
American Tile & Brick Veneer	746	2,440	3,186	23%	2	9	11	18%
Anderson Charnesky Structural Steel.	650	7,941	8,591	8%	4	42	46	9%
Asher Equipment Rental	0	140	140	0%	0	1	1	0%
ASSI Security, Inc.	0	2,402	2,402	0%	0	9	9	0%
Audio Visual Technology	0	3	3	0%	0	1	1	0%
Bledsoe Masonry	345	15,816	16,161	2%	4	51	55	7%
Borbon, Inc.	2,911	2,147	5,057	58%	33	18	51	65%
C.A.T., Inc.	2,143	13,315	15,458	14%	4	25	29	14%
California Hi-Tech Floors	190	1,157	1,346	14%	6	38	44	14%
Clark Pacific	155	1,555	1,710	9%	1	16	17	6%
Coastal Gardens Landscape	0	531	531	0%	0	3	3	0%
Commercial Scaffolding	162	578	740	22%	13	27	40	33%
Concrete Cutting Int'l	0	2	2	0%	0	1	1	0%
Diversified Window Coverings	0	18	18	0%	0	2	2	0%
Ecco Equipment Corp.	0	37	37	0%	0	1	1	0%
Elijah Acoustics, Inc.	48	2,999	3,047	2%	2	23	25	8%
Elite Erectors	508	1,990	2,498	20%	1	6	7	14%
Engineered Storage Systems	70	237	307	23%	2	6	8	25%
F. Rogers Corp	0	486	486	0%	0	9	9	0%
Federal Equipment	0	200	200	0%	0	4	4	0%
First Fire Systems	1,332	1,961	3,293	40%	13	14	27	48%
Freeman KAA	0	126	126	0%	0	3	3	0%
Gardener Tractor Service	0	24	24	0%	0	1	1	0%
Global Specialties Direct	0	148	148	0%	0	3	3	0%
Gypsum Enterprises	0	488	488	0%	0	16	16	0%
H.Toji Co.	28	33	61	46%	2	2	4	50%
Howard Contracting, Inc.	206	2,862	3,068	7%	5	25	30	17%
Hydraulic Cranes LLC	0	4	4	0%	0	1	1	0%
JLS Concrete Pumping, Inc.	174	350	525	33%	11	21	32	34%
JSS Construction, Inc.	136	1,545	1,681	8%	4	27	31	13%
K & Z Cabinet Co.	24	426	450	5%	1	7	8	13%
Karcher Insulation	0	56	56	0%	0	3	3	0%

BUREAU OF CONTRACT ADMINISTRATION
Harbor Replacement Police Station and Jail
SUMMARY OF LOCAL HIRING @ 100 % PROJECT COMPLETION
(August 2005 -- April 2009)
FINAL REPORT

Kerry O'Brien's Wash Services	0	130	130	0%	0	2	2	0%
Kitcor Corporation	8	15	23	35%	1	3	4	25%
L.A. Air Balance	0	309	309	0%	0	6	6	0%
L.J. Rotunno Concrete	4,572	10,271	14,843	31%	18	66	84	21%
Legg, Inc.	1,462	630	2,092	70%	3	3	6	50%
Mark Beamish Waterproofing	0	252	252	0%	0	13	13	0%
Masters Electric	0	938	938	0%	0	17	17	0%
McKendry Door Sales	0	47	47	0%	0	2	2	0%
Miller Environmental, Inc.	1,041	1,100	2,141	49%	22	26	48	46%
Neubauer Electric Inc.	9,610	25,520	35,130	27%	13	29	42	31%
Oakridge Industries	31	81	112	27%	2	3	5	40%
Orange County Sandbagger	0	44	44	0%	0	5	5	0%
Orestes Pena Trucking	412	188	600	69%	15	10	25	60%
P&E Insulation	0	555	555	0%	0	13	13	0%
Paragon Schmid	785	1,792	2,577	30%	3	15	18	17%
Penhall	73	58	131	56%	4	3	7	57%
Peterson Hydraulics	413	2,709	3,122	13%	10	13	23	43%
Pinner Construction, Inc.	4,644	35,218	39,861	12%	18	53	71	25%
Progressive Floor Covering	0	1,002	1,002	0%	0	15	15	0%
Proulx & Co.	6	12	18	33%	1	2	3	33%
R&J Sheetmetal	72	2,359	2,430	3%	1	15	16	6%
Randall's Steel	43	237	279	15%	1	11	12	8%
RMS Construction	752	0	752	100%	1	0	1	100%
S&S Communications, Inc.	44	381	425	10%	1	10	11	9%
Saddleback Waterproofing	0	24	24	0%	0	1	1	0%
Salamander Fire Protection	28	4,227	4,255	1%	1	14	15	7%
Serengeti Enterprises	36	22	58	62%	3	1	4	75%
Standard Drywall Inc.	7,799	22,688	30,487	26%	22	124	146	15%
Stillson Company, Inc.	312	12,500	12,812	2%	6	13	19	32%
Sure Form Inc.	0	112	112	0%	0	6	6	0%
ThyssenKrupp Elevator	119	380	498	24%	1	17	18	6%
United Pumping Service, Inc.	0	21	21	0%	0	2	2	0%
Upland Contracting, Inc.	310	5,733	6,043	5%	3	52	55	5%
Western Paving Contractors	46	572	618	7%	2	26	28	7%
Western Specialities	0	169	169	0%	0	4	4	0%
	42,867	196,921	239,788	18%	272	1100	1372	20%

Data: Certified Payroll Reports