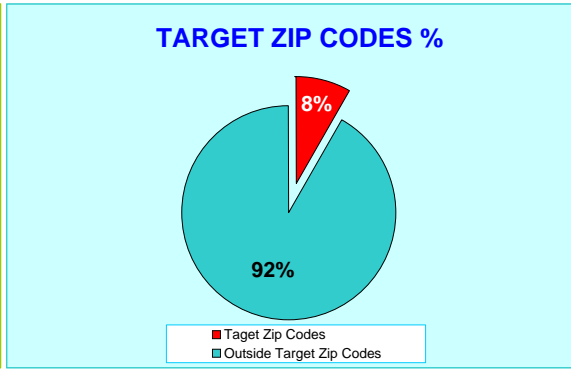
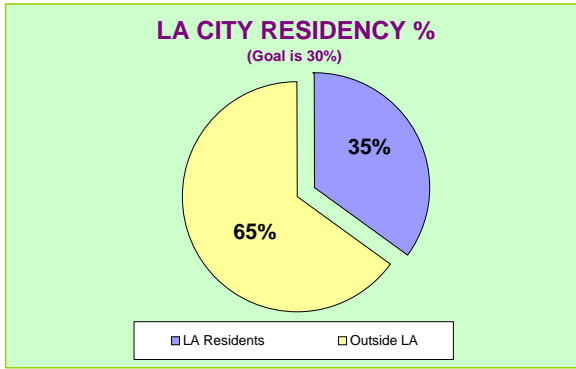
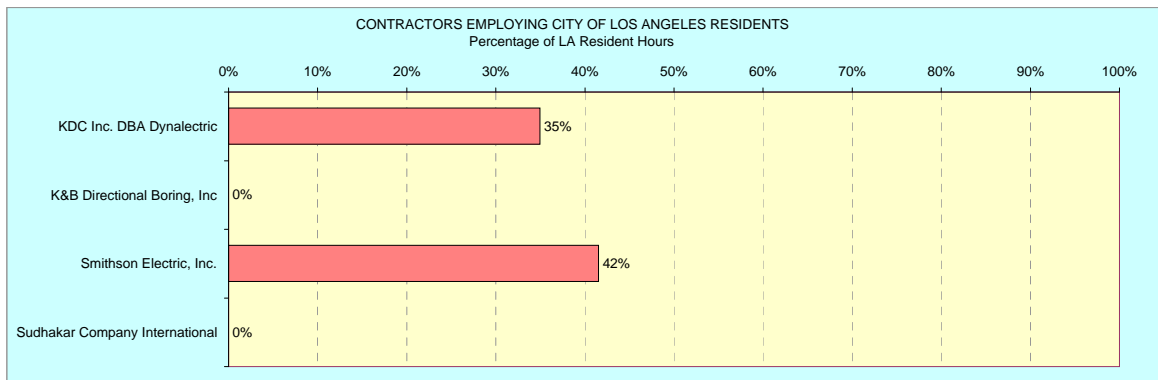


BUREAU OF CONTRACT ADMINISTRATION
NORTH HOLLYWOOD ATSAC SYSTEM PHASE 2
SUMMARY OF LOCAL HIRING @ 100% PROJECT COMPLETION
(Dec 2008 - Oct 2010)
FINAL REPORT



MONTH	HOURS				HOURS			
	LA Residents	Outside LA	Total	LA Residents %	Target Zip	Outside Target	Total	Target Zip %
Nov-08	136	154	290	47%	0	290	290	0%
Dec-08	629	910	1,539	41%	29	1,510	1,539	2%
Jan-09	995	1,228	2,223	45%	48	2,175	2,223	2%
Feb-09	1,874	2,763	4,637	40%	104	4,533	4,637	2%
Mar-09	2,076	4,048	6,124	34%	322	5,802	6,124	5%
Apr-09	2,894	5,057	7,950	36%	670	7,281	7,950	8%
May-09	2,491	4,700	7,191	35%	605	6,586	7,191	8%
Jun-09	3,063	6,201	9,264	33%	840	8,424	9,264	9%
Jul-09	3,346	6,341	9,687	35%	1,010	8,677	9,687	10%
Aug-09	2,289	5,005	7,294	31%	617	6,677	7,294	8%
Sep-09	1,907	4,064	5,971	32%	582	5,389	5,971	10%
Oct-09	1,417	2,553	3,970	36%	524	3,446	3,970	13%
Nov-09	344	907	1,251	27%	128	1,123	1,251	10%
Dec-09	272	793	1,065	26%	92	973	1,065	9%
Jan-10	294	360	654	45%	110	544	654	17%
Feb-10	346	632	978	35%	162	816	978	17%
Mar-10	240	317	557	43%	56	501	557	10%
Apr-10	216	476	692	31%	8	684	692	1%
May-10	114	144	257	44%	2	256	257	1%
Jun-10	120	96	216	56%	0	216	216	0%
Jul-10	56	16	72	78%	0	72	72	0%
Aug-10	0	12	12	0%	0	12	12	0%
Sep-10	0	8	8	0%	0	8	8	0%
TO DATE	25,118	46,783	71,901	35%	5,908	65,993	71,901	8%



CONTRACTOR	HOURS				# OF EMPLOYEES			
	LA Residents	Outside LA	Total	LA Residents %	LA Residents	Outside LA	Total	LA Residents %
KDC Inc. DBA Dynalectric	24,690	45,929	70,619	35%	25	61	86	29%
K&B Directional Boring, Inc	0	16	16	0%	0	2	2	0%
Smithson Electric, Inc.	428	603	1,031	42%	3	9	12	25%
Sudhakar Company International	0	236	236	0%	0	7	7	0%
TOTAL	25,118	46,783	71,901	35%	28	79	107	26%

Data: Certified Payroll Reports