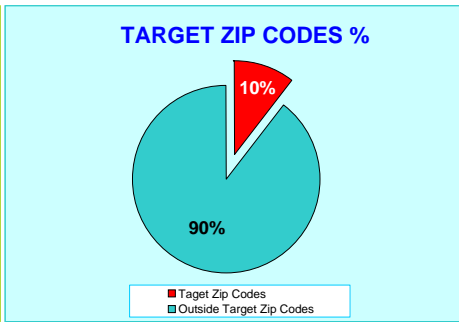
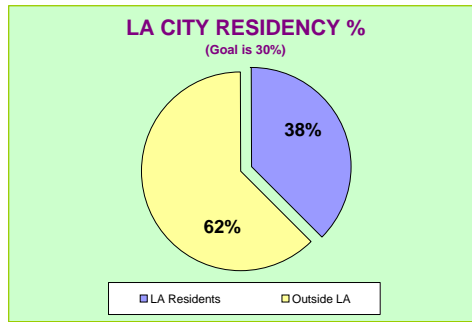
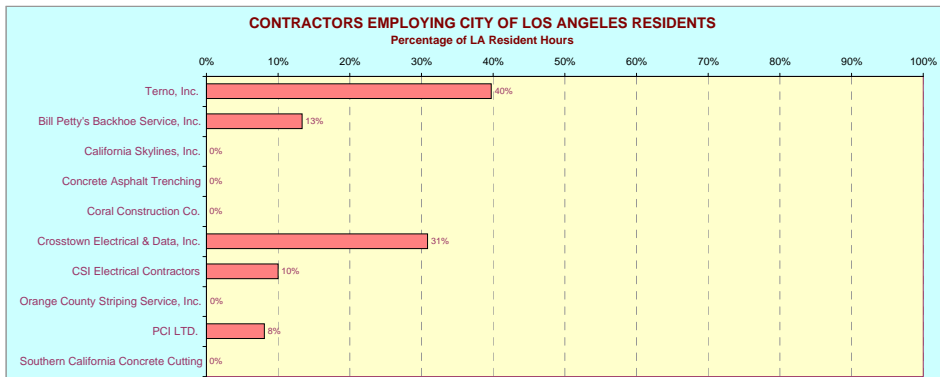


BUREAU OF CONTRACT ADMINISTRATION
HYDE PARK EAST ATSAC SYSTEM
SUMMARY OF LOCAL HIRING @ 100 % PROJECT COMPLETION
 (Jun 2008 - Jul 2010)
FINAL REPORT



MONTH	HOURS				HOURS			
	LA Residents	Outside LA	Total	LA Residents %	Target Zip	Outside Target	Total	Target Zip %
Jun-08	96	124	220	44%	0	220	220	0%
Jul-08	744	1,033	1,777	42%	32	1,745	1,777	2%
Aug-08	1,400	1,873	3,273	43%	320	2,953	3,273	10%
Sep-08	1,389	1,473	2,862	49%	437	2,425	2,862	15%
Oct-08	1,561	1,970	3,531	44%	516	3,015	3,531	15%
Nov-08	1,009	1,334	2,343	43%	329	2,014	2,343	14%
Dec-08	1,106	1,655	2,761	40%	434	2,327	2,761	16%
Jan-09	1,200	1,786	2,986	40%	440	2,546	2,986	15%
Feb-09	1,025	1,819	2,844	36%	317	2,527	2,844	11%
Mar-09	1,598	2,777	4,375	37%	482	3,893	4,375	11%
Apr-09	1,734	2,310	4,044	43%	536	3,509	4,044	13%
May-09	1,235	2,101	3,336	37%	343	2,993	3,336	10%
Jun-09	896	1,496	2,392	37%	180	2,212	2,392	8%
Jul-09	588	1,291	1,879	31%	176	1,703	1,879	9%
Aug-09	306	968	1,274	24%	48	1,226	1,274	4%
Sep-09	128	699	827	15%	16	811	827	2%
Oct-09	213	814	1,027	21%	45	982	1,027	4%
Nov-09	56	308	364	15%	0	364	364	0%
Dec-09	27	211	238	11%	0	238	238	0%
Jan-10	60	493	553	11%	4	549	553	1%
Feb-10	216	599	815	27%	0	815	815	0%
Mar-10	84	418	502	17%	8	494	502	2%
Apr-10	16	120	136	12%	0	136	136	0%
May-10	0	0	-	0%	0	0	-	0%
Jun-10	5	21	26	19%	0	26	26	0%
Jul-10	0	20	20	0%	0	20	20	0%
TO DATE	16,691	27,711	44,403	38%	4,662	39,741	44,403	10%



CONTRACTOR	HOURS				# OF EMPLOYEES			
	LA Residents	Outside LA	Total	LA Residents %	LA Residents	Outside LA	Total	LA Residents %
Terno, Inc.	16,507	25,015	41,522	40%	14	32	46	30%
Bill Petty's Backhoe Service, Inc.	110	714	824	13%	3	15	18	17%
California Skylines, Inc.	0	651	651	0%	0	13	13	0%
Concrete Asphalt Trenching	0	448	448	0%	0	2	2	0%
Coral Construction Co.	0	206	206	0%	0	4	4	0%
Crosstown Electrical & Data, Inc.	50	112	162	31%	1	4	5	20%
CSI Electrical Contractors	16	144	160	10%	1	4	5	20%
Orange County Striping Service, Inc.	0	13	13	0%	0	2	2	0%
PCI LTD.	9	103	112	8%	1	9	10	10%
Southern California Concrete Cutting	0	306	306	0%	0	1	1	0%
TOTAL	16,691	27,711	44,403	38%	20	86	106	19%

Data: Certified Payroll Reports