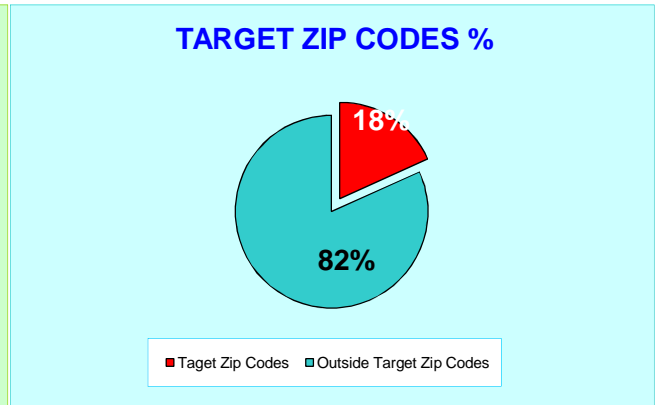
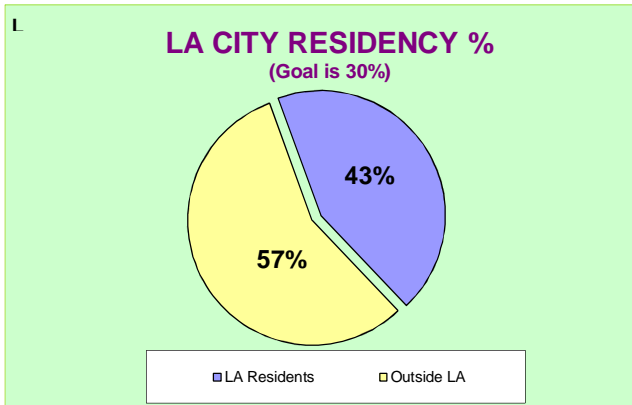
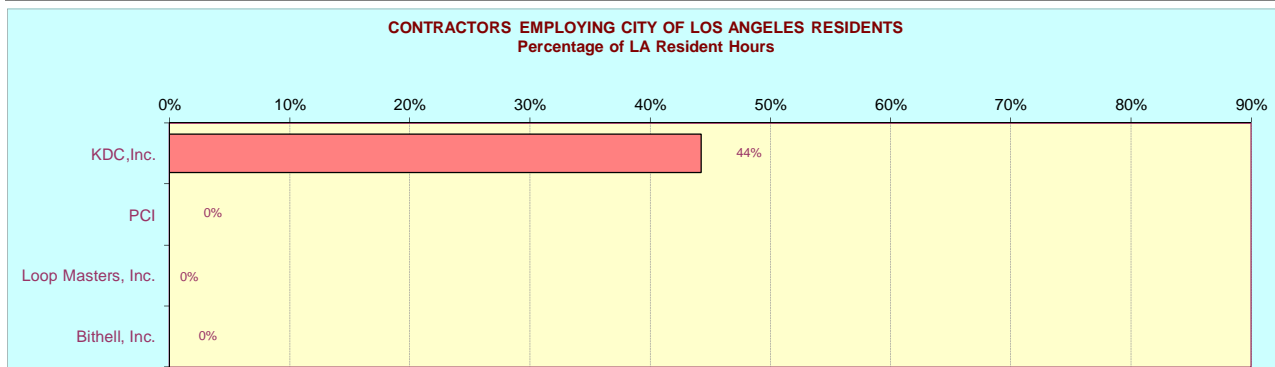


**BUREAU OF CONTRACT ADMINISTRATION**  
**Ventura Cahuenga Corridor ATSAC**  
**SUMMARY OF LOCAL HIRING @ 99% COMPLETION**  
**(Apr 11 -- December 12)**



MONTH/YEAR	HOURS				HOURS			
	LA Residents	Outside LA	Total	LA Residents %	Target	Non-Target Zip	Total	Target Zip %
April 2011	60	24	84	71%	8	76	84	10%
May 2011	800	1,102	1,902	42%	248	1,654	1,902	13%
June 2011	1,057	1,732	2,789	38%	406	2,383	2,789	15%
July 2011	619	1,288	1,907	32%	299	1,608	1,907	16%
August 2011	352	1,236	1,588	22%	64	1,524	1,588	4%
September 2011	566	914	1,480	38%	218	1,262	1,480	15%
October 2011	895	622	1,517	59%	511	1,006	1,517	34%
November 2011	636	383	1,019	62%	356	663	1,019	35%
December 2011	68	48	116	59%	-	116	116	0%
January 2012	282	140	422	67%	116	306	422	27%
February 2012	216	158	374	58%	112	262	374	30%
March 2012	120	76	196	61%	56	140	196	29%
April 2012	376	203	579	65%	156	423	579	27%
May 2012	72	24	96	75%	16	80	96	17%
June 2012	8	20	28	29%	8	20	28	29%
July 2012	-	-	-	0%	-	-	-	0%
August 2012	-	-	-	0%	-	-	-	0%
September 2012	-	-	-	0%	-	-	-	0%
October 2012	-	-	-	0%	-	-	-	0%
November 2012	-	-	-	0%	-	-	-	0%
December 2012	-	-	-	0%	-	-	-	0%
<b>TO DATE</b>	<b>6,126</b>	<b>7,970</b>	<b>14,096</b>	<b>43%</b>	<b>2,574</b>	<b>11,522</b>	<b>14,096</b>	<b>18%</b>



**Ventura Cahuenga Corridor ATSAC**  
**SUMMARY OF LOCAL HIRING @ 99% COMPLETION**  
**(Apr 11 -- December 12)**

CONTRACTOR	HOURS				# OF EMPLOYEES			
	LA Residents	Outside LA	Total	LA Residents %	LA Residents	Outside LA	Total	LA Residents %
KDC, Inc.	6,126	7,719	13,845	44%	19	32	51	37%
PCI	0	77	77	0%	0	9	9	0%
Loop Masters, Inc.	0	166	166	0%	0	9	9	0%
Bithell, Inc.	0	8	8	0%	0	1	1	0%
<b>Total</b>	<b>6,126</b>	<b>7,970</b>	<b>14,096</b>	<b>43%</b>	<b>19</b>	<b>51</b>	<b>70</b>	<b>27%</b>

Data: This report includes the most current information available. It may not reflect all certified payrolls for all contractors as of this date.