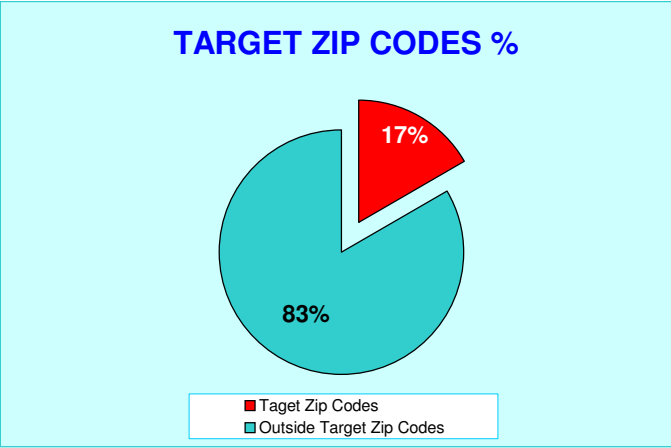
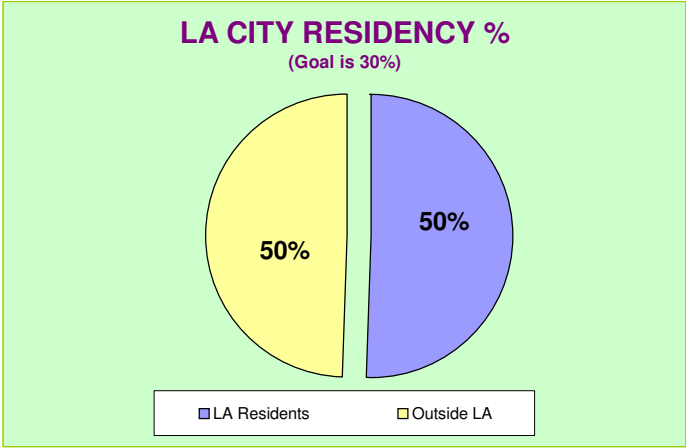
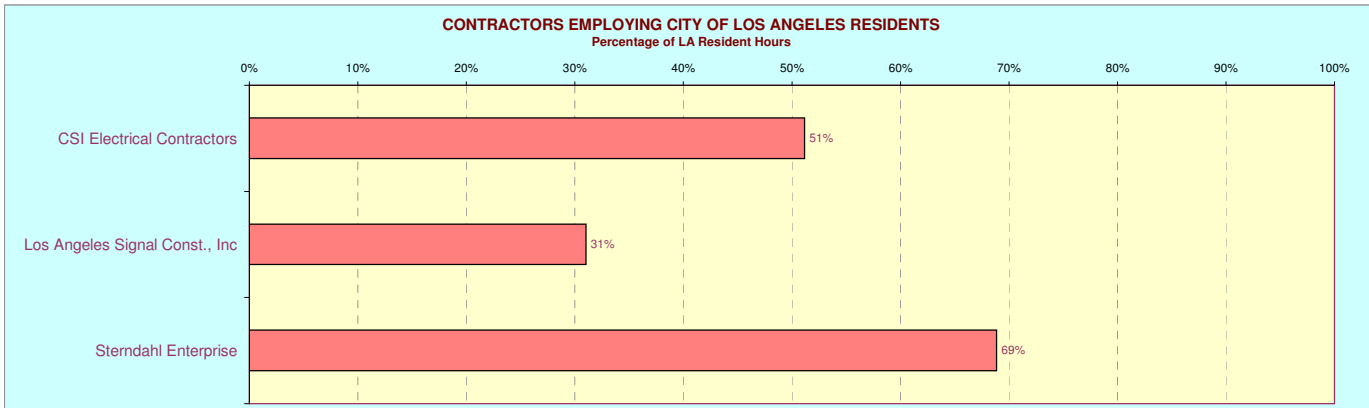


BUREAU OF CONTRACT ADMINISTRATION
ATSAC COASTAL / WEST LA TRANSPORTATION IMPROVEMENT
SUMMARY OF LOCAL HIRING @ 100 % PROJECT COMPLETION
Final Report



MONTH	HOURS				HOURS			
	LA Residents	Outside LA	Total	LA Residents %	Target Zip	Outside Target	Total	Target Zip %
Sep-09	0	21	21	0%	0	21	21	0%
Oct-09	0	104	104	0%	0	104	104	0%
Nov-09	376	254	630	60%	144	486	630	23%
Dec-09	689	654	1,343	51%	240	1,103	1,343	18%
Jan-10	434	188	622	70%	136	486	622	22%
Feb-10	462	498	960	48%	136	824	960	14%
Mar-10	934	1,216	2,150	43%	268	1,882	2,150	12%
Apr-10	1,052	1,285	2,337	45%	373	1,964	2,337	16%
May-10	778	784	1,562	50%	252	1,310	1,562	16%
Jun-10	456	317	773	59%	122	651	773	16%
Jul-10	276	39	315	88%	132	183	315	42%
TO DATE	5,457	5,360	10,817	50%	1,803	9,014	10,817	17%



CONTRACTOR	HOURS				# OF EMPLOYEES			
	LA Residents	Outside LA	Total	LA Residents %	LA Residents	Outside LA	Total	LA Residents %
CSI Electrical Contractors	5,311	5,072	10,383	51%	8	18	26	31%
Los Angeles Signal Const., Inc	125	278	403	31%	4	11	15	27%
Sterndahl Enterprise	21	10	31	69%	2	1	3	67%
	5,457	5,360	10,817	50%	14	30	44	32%

Data: Certified Payroll Reports